

Stabilo

Support Your Life



Stabilo VACUUM POSITIONING FOR WHEN YOU ARE OUT OF YOUR WHEELCHAIR SEATING

Stabilo is a stabilising system of cushions and mattresses that function on the basis of the vacuum preserving of a modelled shape.

A special pump helps to deflate the air from Stabilo, allowing the cushion to harden while maintaining the required shape. The shape and hardness of STABILO can be changed several times in a very simple way.



SPECIALISED
Wheelchair Company

BEAN SEAT

INDICATIONS

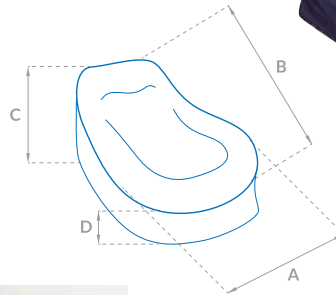
1. For spasticity – provides stability and security for high muscle tone.
2. For low tone – allows for correct positioning of the body.
3. For Scoliosis – accommodates spinal deformities.
4. For reduced or a lack of head control – enables the formation of a headrest.

ACTION

1. The bean seat, through its size and shape, adapts to the body or, if necessary, enforces the desired position.
2. The large surface area ensures that even when very firm, the user feels comfortable.

USE

1. Stabilising seat.
2. To obtain correct positioning without compromising comfort.
3. Adapts precisely to the user's changing anatomical requirements.
4. Relieves pressure and provides off-loading.
5. To relax.



MEASUREMENTS

[cm]	A	B	C	D
S	40	60	40	30
M	60	80	50	40
L	70	100	70	50



GRANDE

MATTRESS FOR LYING DOWN, HALF-LYING, SEATING

INDICATIONS

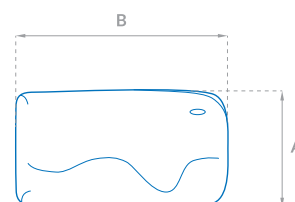

1. For severe deformities that prevent or impede lying down.
2. For the prevention of pressure injury.
3. For stable support and stabilisation of the body while lying or sitting.

ACTION

1. Adapts precisely to the user's changing anatomical requirements.
2. The large surface area ensures that even when very firm, the user feels comfortable.
3. Relieves pressure and provides off-loading.

USE

1. A stand-alone seat.
2. Complements other seating.
3. Mattress for lying down.
4. Assists in maintaining current level of function.
5. May be used during rehabilitation exercises in prone position.
6. Facilitates side lying.



MEASUREMENTS

[cm]	A	B
M	70	160
M+	90	200
L	130	200



CONFORTABLE DUO PLUS

STABILISING SEAT

STABILO CONFORTABLE PLUS DUO is a comprehensive stabilising seat. It combines the function of a seat BASE and backrest CONFORTABLE PLUS.

INDICATIONS

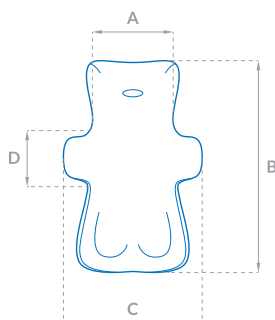
1. For spasticity – provides stability and support of high muscle tension.
2. For low tone – allows for correct positioning of the body.
3. For scoliosis – accommodates spinal deformities.
4. For reduced or a lack of head control – enables the formation of a headrest.

ACTION

1. The combination of a seat and backrest stabilises the pelvis and torso, creating a self-supporting armchair.
2. The headrest helps maintain the correct position of the head.
3. The laterals support users with scoliosis.

USE

1. Complements wheelchair seating.
2. Complements other seats (e.g. chair, armchair, couch).
3. A stand-alone seat.
4. The headrest helps to maintain the correct position of the head.
5. As a mattress to lie down or for half-lying down.
6. A bathing seat.
7. For increasing stability in vehicle transportation.



MEASUREMENTS

[cm]	A	B	C	D
S	30	80	58	28
M	35	95	65	28
L	40	115	75	35
XL	45	120	85	35

CONFORTABLE PLUS

BACKREST

INDICATIONS

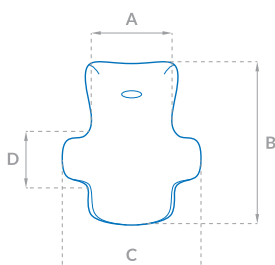
1. For increased stability of the trunk.
2. For intolerance to rigid backrest.

ACTION

1. Multi-directionally supports the trunk.
2. Using the lateral supports users with scoliosis.
3. Headrest helps maintain the correct position of the head.

USE

1. Complements wheelchair backrest or other seating.
2. As a soft, modelled backrest.
3. Stabilises during a bath.



MEASUREMENTS

[cm]	A	B	C	D
S	30	50	58	28
M	35	60	65	28
L	40	75	75	35
XL	45	75	85	35

CONFORTABLE

STABILISATION OF THE BACK

INDICATIONS

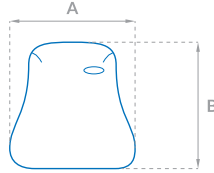
1. For asymmetry and posture defects.
2. For reduced trunk muscle tension.

ACTION

1. Provides support for the back over the entire surface.
2. Improves control of the posture.
3. Provides backrest comfort.

USE

1. Complements wheelchair backrest.
2. Supports in active sports wheelchair.



MEASUREMENTS

[cm]	A	B
S	52	40
M	56	50
L	70	50



BASE

STABILISING SEAT

INDICATIONS

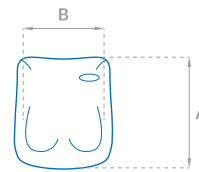
1. For various types of pelvis deformities.
2. For asymmetry of the hips.

ACTION

1. Supports and stabilises hips improving the entire body posture.
2. Relieves pressure and provides off-loading.

USE

1. Enables modelling of the wedge and the creation of a channel for the thighs.
2. Allows either of the hips to be raised.
3. Allows for adjusting the hip flexion angle.
4. Stabilises the pelvis in a standard wheelchair or armchair.



MEASUREMENTS

[cm]	A	B
S	25	38
S+	35	35
M	40	40
M+	45	45
L	50	50



STABILO SHELL

FRAME FOR STABILO CUSHION

INDICATIONS

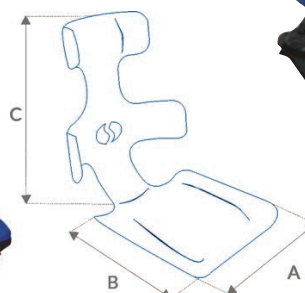
1. Aluminium frame for the Stabilo cushion.

ACTION

1. Metal construction enhances rigidity of the Stabilo.
2. Special holes make it possible to attach additional straps.
3. Frame allows wedge to be attached.
4. Soft plate allows to bend the frame as needed.

USE

1. The Stabilo Shell enables Stabilo cushion to be attached securely in an armchair.
2. Stabilo Shell works perfectly outdoors.



[cm]	A	B	C
M	35	40	60
L	40	45	75



ARM REST

INDICATIONS

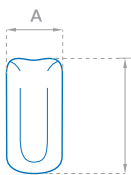
1. For spasticity and hand and wrist contractures.

ACTION

1. Adjusts to the anatomical shape of the hand.
2. Separating and straightening of the fingers and wrist.
3. A stable support for the arm has a direct influence on the correct positioning of the spine.

USE

1. Proper positioning and stabilisation of the forearm in the case of hemiplegia.



MEASUREMENTS

[cm]	A	B
S	25	30
M	25	45

HEAD REST

INDICATIONS

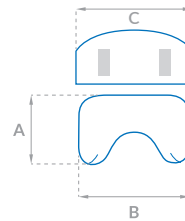
1. Support for reduced or lack of head control.

ACTION

1. Adjusts to the shape of the head.
2. Provides support for the head at the most-convenient point.

USE

1. A universal headrest for most wheelchairs.



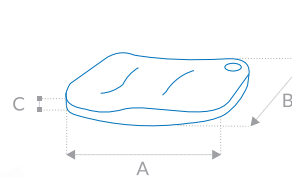
MEASUREMENTS

[cm]	A	B	C
M	15	30	32
L	20	38	42

THERAPEUTIC CUSHIONS

STABILO FLAT

The STABILO FLAT is perfect for people who have limited movement in their feet. It provides a soft non-slip surface for them to stabilise their feet in position.

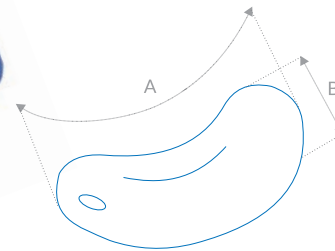


MEASUREMENTS

[cm]	A	B	C
M	80	50	8
L	100	50	8

STABILO BANANA

The STABILO BANANA cushion makes an ideal head support, especially reclining or lying on back. Another application for this cushion is an elbow and forearm support while the user sits at a table. This is especially important when the arms are pressing heavily on the table as the cushion provides a great degree of comfort, and also prevents the user from falling forward.

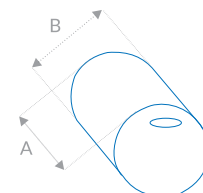


MEASUREMENTS

[cm]	A	B
M	80	35
L	55	35

STABILO ROLL

STABILO ROLL is a perfect support for the forearm, for example in case of hemiplegia, especially when the limb is resting horizontally. The cushion can be placed between the legs, protruding front and back, thereby giving proper positioning of the hips (and correct abduction of the hip joint).

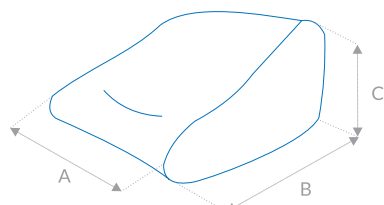


MEASUREMENTS

[cm]	A	B
S	50	18
M	80	25
L	80	35

STABILO WEDGE

The STABILO WEDGE is the perfect aid for positioning users in either prone or supine positions.



MEASUREMENTS

[cm]	A	B	C
M	40	40	25
L	45	60	40

MOUNTING

In most cases, there is no need for additional fastening.

FEATURES

1. Velcro fastener in desired locations.
2. Velcro fastener covered neoprene
3. Headrest mounting.
4. Armrest mounting.
5. Attaching to the seat by a belt.



WASHING

- Stabilo is covered in a stretchy fabric made of pure nylon, which is well-tolerated by the skin. The cover is chosen with hygiene, washing and disinfection in mind.
- Stabilo can be washed under running water in the shower or bath with dishwashing liquid. Stabilo products can be wiped with a towel after washing to facilitate drying.
- Do not tumble-dry.
- You may use chlorine and spirit disinfectants.



PUMPS

- Each cushion is equipped with a special vacuum pump.
- Hand pump is used for small cushions, while electric pump for mattresses and bean seat.



Stabilo products are manufactured by Noel S.C in Poland.

Specialised Wheelchair Company are the Australian Agent for Stabilo, XSensor, V-Trak and mo-Vis. Contact us for details.

 **SPECIALISED**
Wheelchair Company
02 9905 5333 | www.swco.com.au

11 Mitchell Road
Brookvale NSW 2100

T 02 9905 5333
E info@swco.com.au
W www.swco.com.au

